

HOW-TO APPLY:

Small Business Support Grant

Ontario Small Business Support Grant

The new Ontario Small Business Support Grant is another helping hand that can give your small business the boost it needs to meet the challenges of today.

Small businesses with 99 employees or fewer that were required to close or significantly reduce their services can apply for this one-time grant that starts at \$10,000 to a maximum of \$20,000.

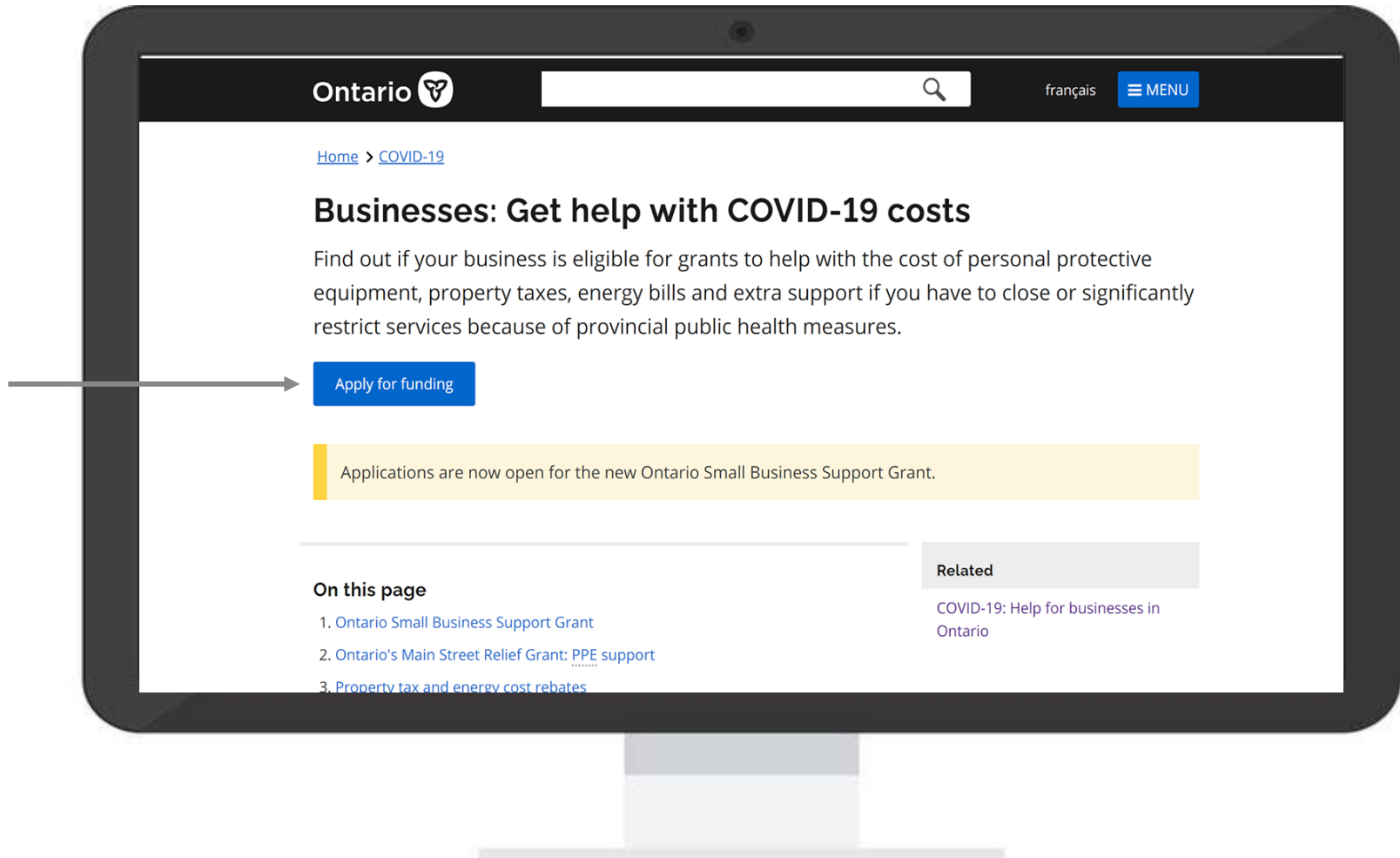
You can apply for this grant – and other financial support like up to \$1,000 to help with PPE and rebates to cover your energy costs and property taxes – today.

Applying is easy. And it's fast.

Follow along for a step-by-step guide on how-to apply.

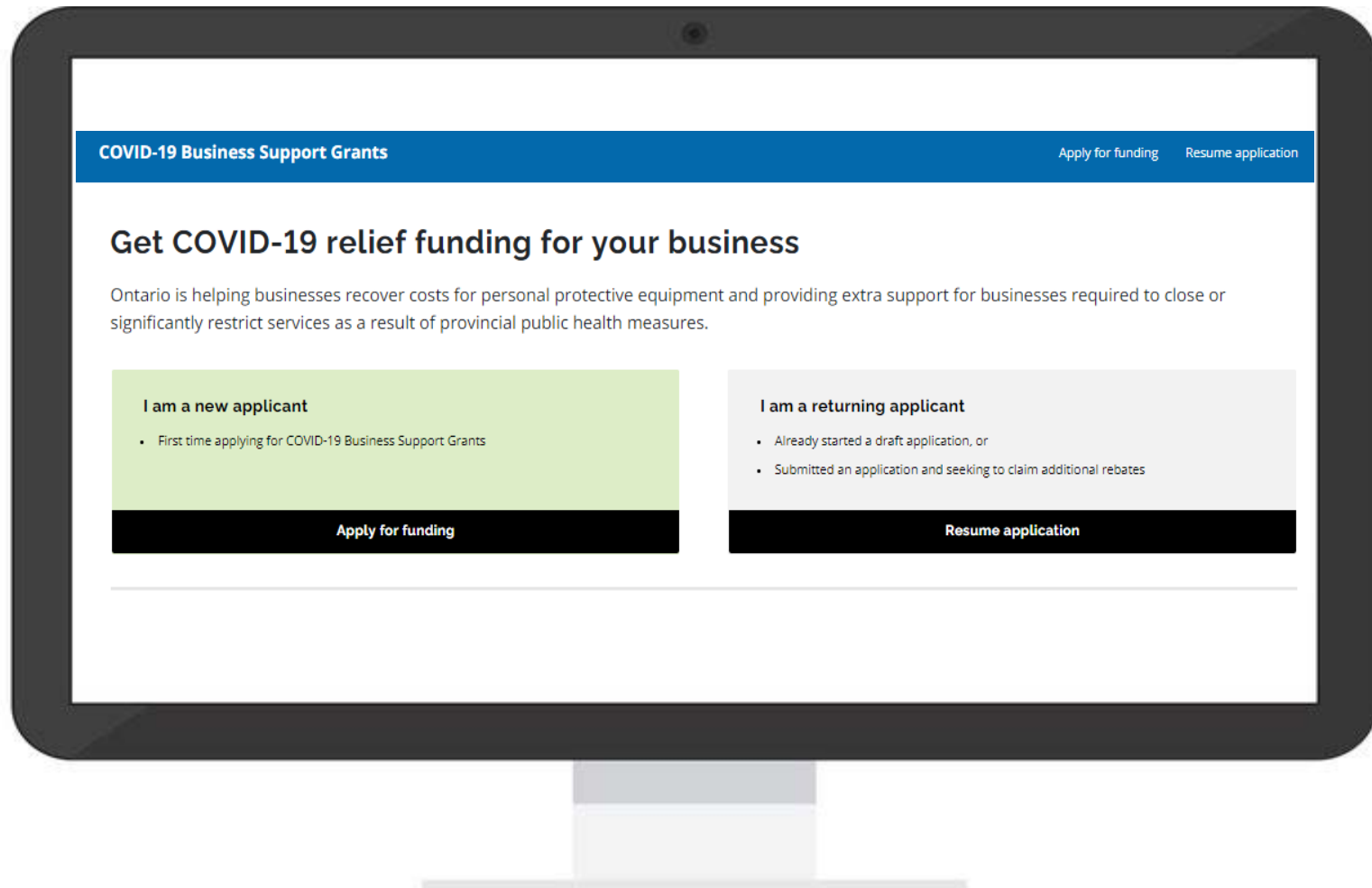
STEP 1

Visit ontario.ca/COVIDsupport. Then click on **Apply for funding**.
Please have a CRA document with your legal business name and number handy.



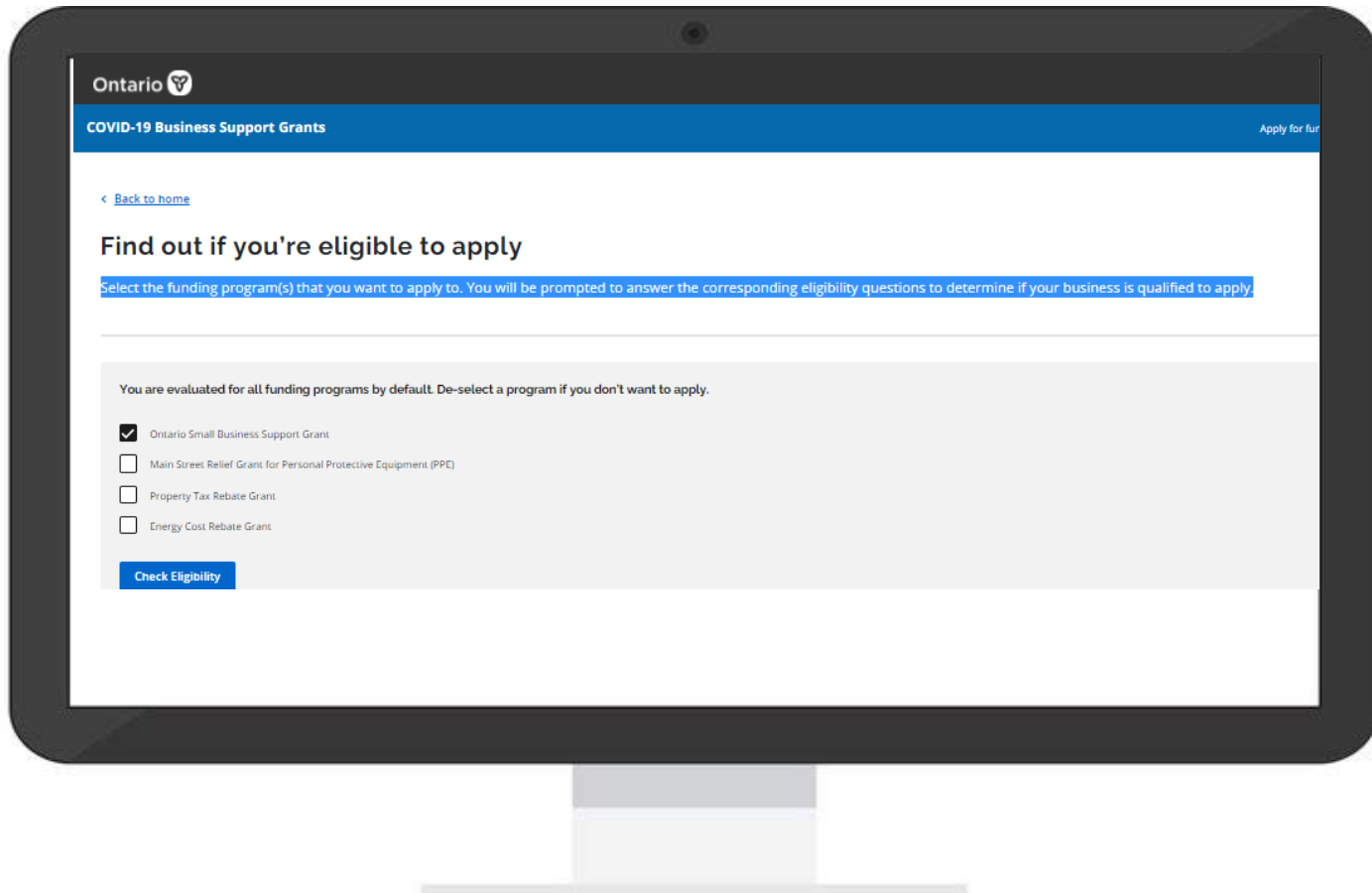
STEP 2

Let us know if you are a new or returning applicant.



STEP 3

Select the **Ontario Small Business Support Grant**.
You can also apply for the Main Street Relief Grant for PPE or property tax and energy cost rebate grants at the same time.



The screenshot shows a web browser displaying the Ontario COVID-19 Business Support Grants application page. The page features the Ontario logo at the top left and the title "COVID-19 Business Support Grants" in a blue header. A navigation link "[Back to home](#)" is visible. The main heading is "Find out if you're eligible to apply", followed by a blue highlighted instruction: "Select the funding program(s) that you want to apply to. You will be prompted to answer the corresponding eligibility questions to determine if your business is qualified to apply." Below this, a grey box contains the text: "You are evaluated for all funding programs by default. De-select a program if you don't want to apply." A list of four funding programs is shown, each with a checkbox: "Ontario Small Business Support Grant" (checked), "Main Street Relief Grant for Personal Protective Equipment (PPE)", "Property Tax Rebate Grant", and "Energy Cost Rebate Grant". A blue "Check Eligibility" button is positioned at the bottom of the list.

STEP 4

Answer each question to determine your eligibility.

[< Back to home](#)

Complete the eligibility checklist

Answer each question to determine your eligibility to the programs you selected.

Ontario Small Business Support Grant

Has your business been required to temporarily close or significantly restrict services as a result of being subject to the Provincewide Shutdown public health measures?

Yes
 No

Does your business have less than 100 employees?

Yes
 No

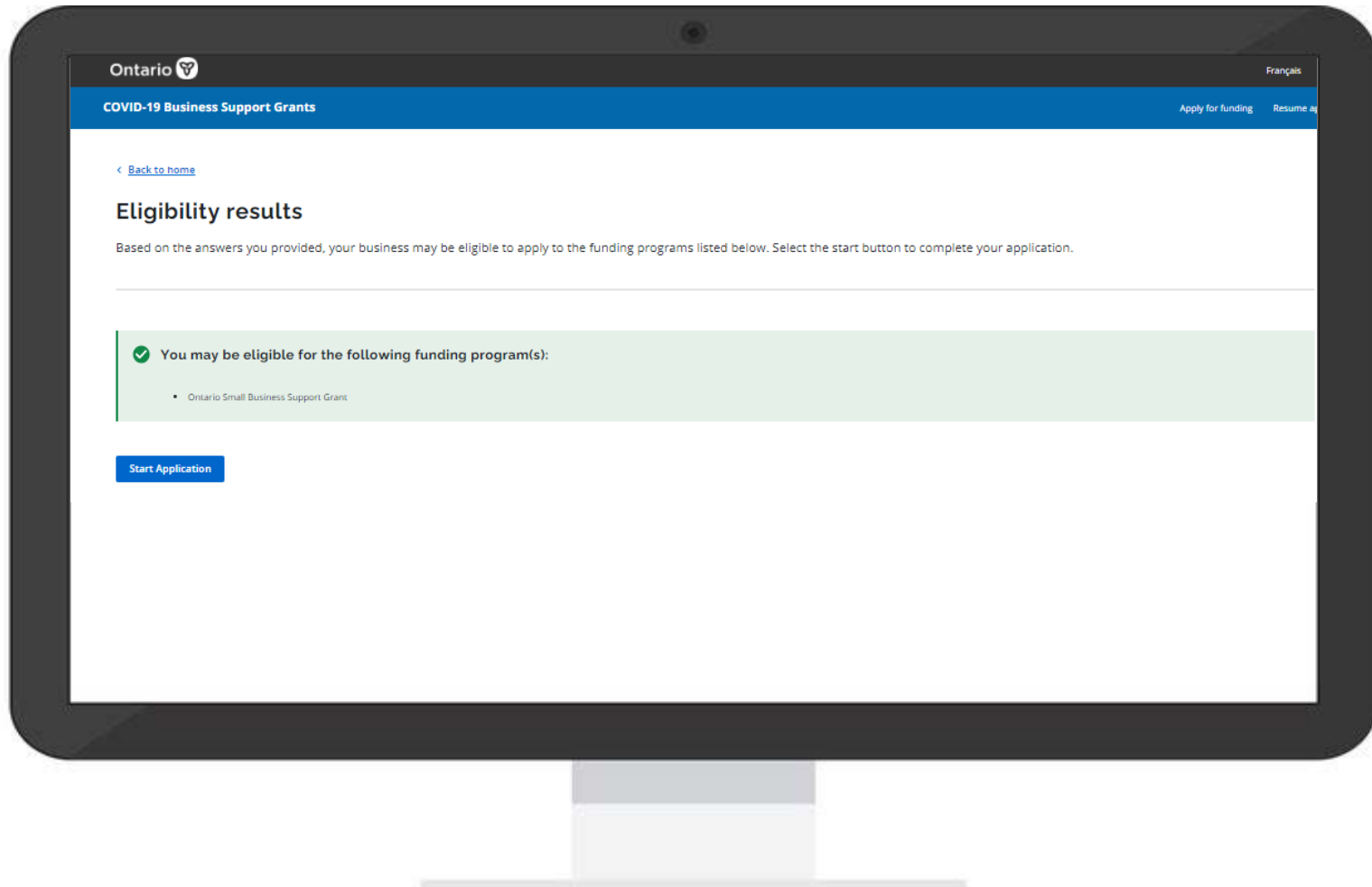
Is your business expecting at least a 20% revenue decline as a result of the Provincewide Shutdown? Refer to the [Ontario Small Business Support Grant application guide](#) for more information

Yes
 No

[Back](#) [Next](#)

STEP 5

Then click on **Start Application**.



STEP 6

Provide your business information.

The screenshot shows a web application interface for applying for COVID-19 Business Support Grants. At the top, there is a blue header with the text "COVID-19 Business Support Grants" on the left and "Apply for funding" and "Resume application" on the right. Below the header, the main heading is "Apply for COVID-19 Business Support Grants". A progress bar with five steps is shown: 1. Business Information (highlighted in blue), 2. Contact Information, 3. Ontario Small Business Support Grant, 4. Review Information, and 5. Bank Details & Submit. The current step is "Provide your business information".

Legal Name of Business (required)
Legal name of business must be identical to how it's registered with the Canada Revenue Agency (CRA). Ensure commas, periods, and/or symbols such as ampersands (&) are entered correctly.

Operating or Trade Name of Business (optional)

CRA Business Number (required)
The first 9 digits of your Canada Revenue Agency (CRA) number

STEP 7

Next, fill in your contact information.

The screenshot shows a web application interface for applying for COVID-19 Business Support Grants. At the top, the title 'Apply for COVID-19 Business Support Grants' is displayed. Below the title is a progress bar with five steps: 1. Business Information, 2. Contact Information (highlighted in blue), 3. Ontario Small Business Support Grant, 4. Review Information, and 5. Bank Details & Submit. The main heading for this step is 'Provide your contact information'. A light blue note box contains the text: 'Note: You must have signing authority for the applicant in order to submit this application.' Below the note are four input fields: 'Salutation (optional)' with a dropdown menu, 'Legal First Name (required)' with a text input field, 'Middle Name (optional)' with a text input field, and 'Last Name (required)' with a text input field.

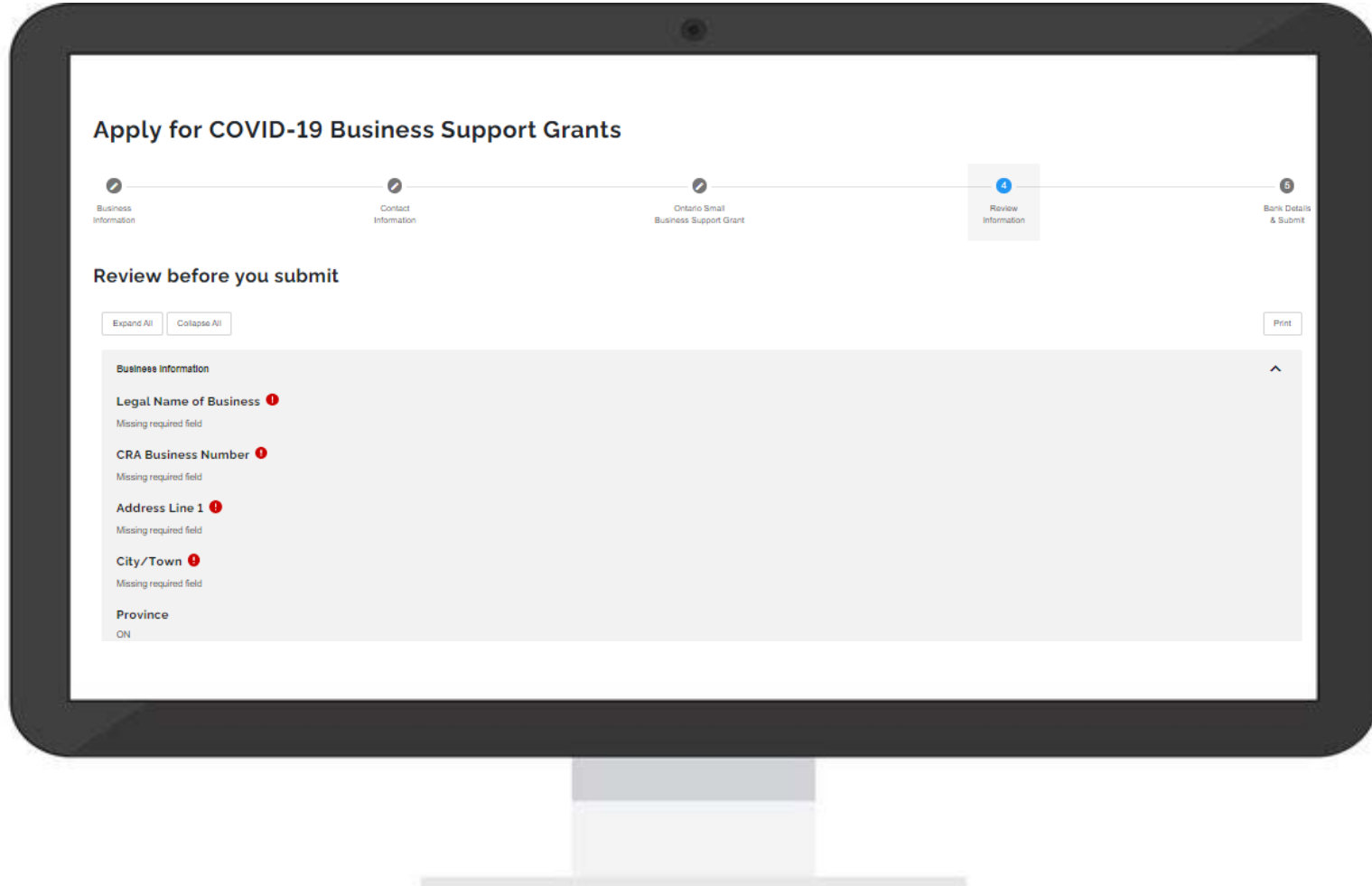
STEP 8

Then provide some additional business information.

The screenshot shows a web application interface for applying for COVID-19 Business Support Grants. At the top, the title is "Apply for COVID-19 Business Support Grants". Below the title is a progress bar with five steps: 1. Business Information, 2. Contact Information, 3. Ontario Small Business Support Grant (highlighted in grey), 4. Review Information, and 5. Bank Details & Submit. The main heading is "Provide additional business information". Below this is a grey box containing a link: "Refer to the [Ontario Small Business Support Grant application guide](#). Please visit to find out more about the Ontario Small Business Grant." Below the link is a dropdown menu labeled "Select your business type for your business (required)". Below the dropdown is a checkbox labeled "Is your business part of an 'enterprise' and/or 'affiliated enterprise'?". Below the checkbox is a light blue box with a blue circle containing the number 1, followed by the text: "Enterprise: An enterprise is a corporation, unincorporated business, partnership, charity, non-profit organization or any other type of entity operating a business in Ontario."

STEP 9

Review your information to ensure it is correct.



STEP 10

Lastly, provide your business banking information. Then submit.

The screenshot shows a web application interface for applying for COVID-19 Business Support Grants. At the top, the title 'Apply for COVID-19 Business Support Grants' is displayed. Below the title is a progress bar with five steps: 'Business Information', 'Contact Information', 'Ontario Small Business Support Grant', 'Review Information', and 'Bank Details & Submit'. The 'Bank Details & Submit' step is currently active, indicated by a blue circle with the number 10. Below the progress bar is a yellow warning box with the text: 'Review application before entering your banking details. Please ensure that the information provided in the application is complete and accurate before entering your banking details and submitting. Bank accounts must be held by and in the name of the Applicant.' Below the warning box is the section 'Provide your bank information'. This section includes a dropdown menu labeled 'Sample Cheque' with a downward arrow. Below the dropdown is the label 'Account Holder Name (required)' and a note: 'The account holder name should match the legal name of the Applicant.' Below the note is a text input field.

NEXT STEPS

Most successful applicants will receive their **Ontario Small Business Support Grant** in about two weeks.

Visit ontario.ca/COVIDsupport and apply today.